

A person is standing on a dark, rocky mountain peak in the foreground, looking out over a vast valley. The valley is filled with winding roads and a river, and is surrounded by rolling hills and mountains. The sky is filled with dramatic, colorful clouds, suggesting a sunset or sunrise. The overall scene is majestic and serene.


evortex
evortex fabrinoology limited

大統新創股份有限公司
Investors Meeting
September 2019

基本資料

Founded
1986

Stock Listed
1999



Employees

- Taipei Sales Office: 30
- Mill: 240

Mill Location
Taoyuan City

公司沿革

2011-2019



Recycled Claim Standard *certified*

since 2019



ISO 9001:2015 *certified*

since 2018



R.W.S *certified*

since 2017



Higg Index *Facility Module Completion*

since 2016



ZDHC *waste water testing*

since 2016



ISO 14064-1 *certified*

since 2015



bluesign *system partner*

since 2014

2001-2010



ISO 9001:2008 *certified*

since 2010



Fabrics development *with outdoor brands*

since 2009



Oeko-Tex *certified*

since 2007

1991-2000



Warp knitting (*tricot*) *mill*

in 1997



Fabric Sales Dept. *for ready-to-wear*

in 1996

1986-1990



Established as a *dye house*

in 1988


產能

- Production volume: 2.5 million meters per month (dyeing & finishing)
- Knitting 225,000 meters per month
- Coating 100,000 meters per month




客群分佈


Cycling



Outdoor Apparel Clothing




Team & Active Sports Wear



Commission-Dye



Athleisure & Accessories



財務績效

新台幣仟元	Y2017	Y2018	2019		
			Q1	Q2	H1
營收淨額	701,061	754,462	209,498	208,016	417,514
年成長率	2.2%	7.6%	21.8%	5.2%	12.9%
營業毛利	150,354	168,062	58,213	52,763	110,976
毛利率%	21.4%	22.3%	27.8%	25.4%	26.6%
營業費用	112,926	115,544	32,965	30,849	63,814
年成長率	10.2%	2.3%	18.4%	3.8%	10.9%
營業淨利	39,408	53,389	25,248	21,889	47,137
營業淨利率%	5.6%	7.1%	12.1%	10.5%	11.3%
業外收支	9,693	7,853	1,512	5,380	6,892
稅後淨利	41,834	48,867	21,571	22,367	43,938
每股盈餘(元)	0.49	0.57	0.25	0.26	0.51

銷售分類

	新台幣仟元	Y2017	Y2018	2019 H1
染整業務	營收淨額	381,463	408,091	199,416
	毛利率	12.9%	13.6%	17.3%
	佔合計銷售比率%	54.4%	54.4%	47.8%
布疋銷售	營收淨額	319,598	336,192	213,060
	毛利率	31.7%	27.7%	29.9%
	佔合計銷售比率%	45.6%	44.6%	51%
太陽能	營收淨額	-	10,179	5,038
	毛利率	-	65.5%	63.7%
	佔合計銷售比率%	-	1%	1.2%
銷售合計		701,061	754,462	417,514

財務指標

新台幣仟元	Y2017	Y2018	2019	
			Q1 End	Q 2 End
現金部位	283,586	300,777	295,969	344,498
應收帳款	159,931	150,534	153,711	159,259
平均收款(日)	83	75	61	66
存貨	128,572	146,358	150,556	150,216
平均週轉(日)	87	85	85	82
應付帳款	82,552	81,077	71,552	73,470
平均付款(日)	48	51	41	46

太陽能發電廠自2017年12月開始運營



2018 年發電量



1,887,127kWh

- 共四個廠
- 模組: 300W x 6,660 PV panels
- 產能: **2,000kWp**

年減碳量1,045 噸 CO₂



x 205

x 30,000 公里/年

相當於205輛車一年行駛
約30,000公里的排碳量

未來變革與展望

前瞻科技運用

環保素材結合

跨世代人力整合

Our **passion** for the outdoor keeps us fully
committed to **developing** and **innovating**
performance textile materials for outdoor **adventures.**



At **evortex**, where passion breeds innovation.