



evortex
evortex fabrinoology limited

大統新創股份有限公司
Investors Meeting

Evertex at a Glance

Discovering Evertex

Finance

capital invested

USD 30 million

annual turnover

USD 23 million

publicly traded on Taiwan Stock Exchange

ticker **#1470**

Human Resource

employee count

260 personnel*

young blood

43% of workers under 35 years old

Production Volume

dyeing & finishing

2.4 million meters per month

knitting

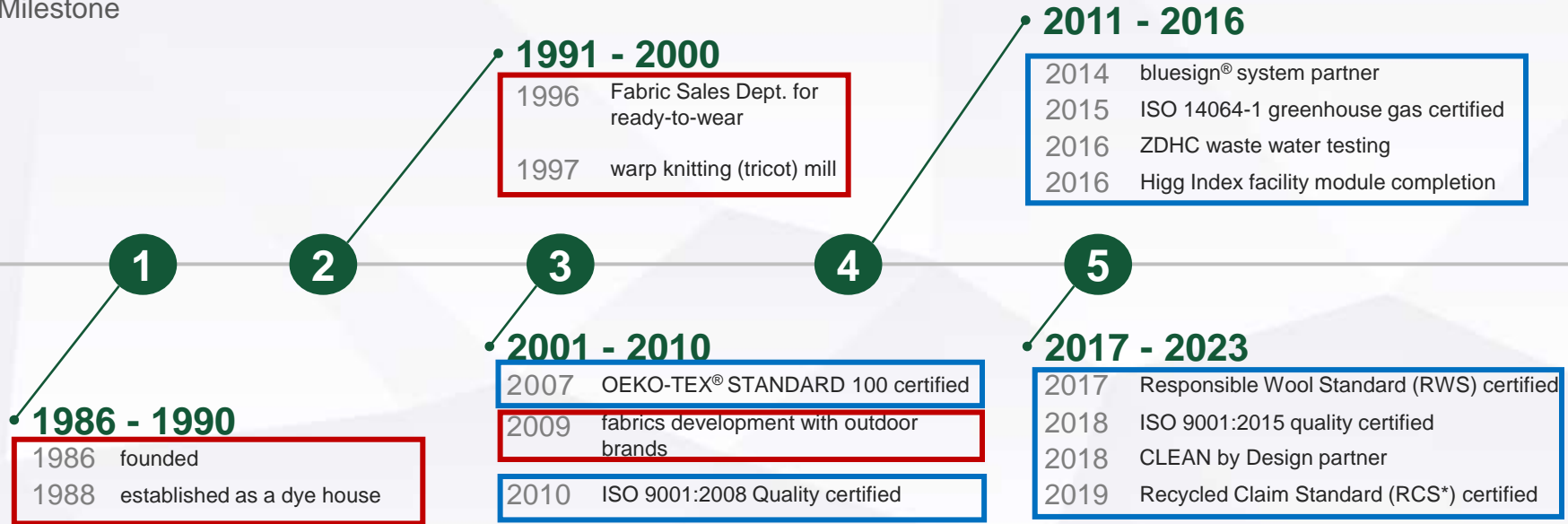
208,880 yds per month

coating

12,029 yds per month

Evertex at a Glance

Milestone



* The RCS (Recycled Claim Standard) and GRS (Global Recycle Standard) provide verification of recycled materials, and then track the material through to the final product.
Reference: 1) <https://bit.ly/3bUFIcI> (RCS's website), 2) <https://bit.ly/3bUX58z> (GRS's website)

Cycling



Outdoor Apparel Clothing



Athleisure & Accessories



Team & Active Sports Wear



Commission-Dye



Brand Partners

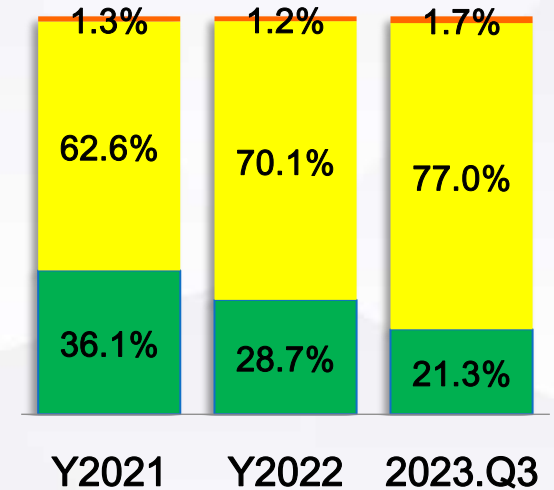
Our mission is to always exceed client expectations and explore new possibilities while being sustainable

and more...

Sales Splits

	NT \$ Thousands	Y2021	Y2022	2023.Q1- Q3
Commission Dye	Net sales	322,894	242,380	112,165
	Gross Margin%	1.3%	-0.6%	-25.4%
	% of Total Sales	36.1%	28.7%	21.3%
Fabric	Net sales	559,821	592,238	405,653
	Gross Margin%	25.5%	28.7%	37.4%
	% of Total Sales	62.6%	70.1%	77.0%
Solar Power	Net sales	12,074	10,534	9,204
	Gross Margin%	61.4%	55.2%	61.2%
	% of Total Sales	1.3%	1.2%	1.7%
Total Sales		894,789	845,152	527,022

- Solar Power
- Fabric
- Commission Dye



Financial Results

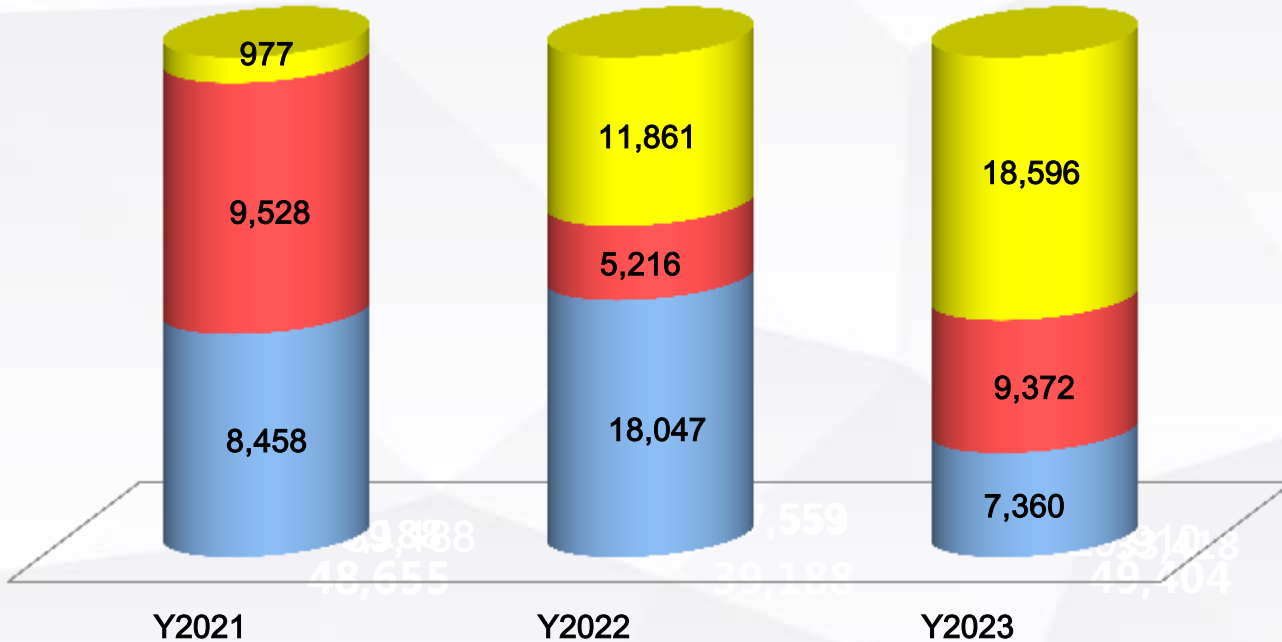
NT \$ Thousands	Y2021	Y2022	2023		
			Q1	H1	Q1-Q3
Net Sales	894,789	845,152	232,008	381,470	527,022
YOY growth	41.9%	-5.5%	-22.6%	-25.1%	-28.4%
Gross Margin	191,121	174,318	52,382	80,749	108,562
Gross Margin%	21.4%	20.6%	22.6%	21.2%	20.6%
Operating Expense	111,516	105,941	28,780	50,955	74,314
YOY growth	17.8%	-5%	-16.5%	-15.4%	-15.8%
Operating Margin	79,605	68,377	23,602	29,794	34,248
Operating Margin %	8.9%	8.1%	10.2%	7.8%	6.5%
Non-Operating Income	(856)	(18,376)	16,548	20,807	24,123
NPAT	65,201	32,843	35,274	43,815	49,303
EPS(NT\$)	0.76	0.38	0.41	0.51	0.57

Financial KPI

NT \$ Thousands	Y2021	Y2022	2023		
			Q1 End	H1 End	Q1-Q3
Cash Position	230,362	295,504	357,875	418,758	382,805
Account Receivable	128,657	68,326	110,338	59,807	55,245
DSO(Days)	52	43	35	30	22
Inventory	259,064	193,998	139,604	128,908	118,909
DOH(Days)	109	123	85	98	68
Account Payable	110,073	37,509	41,808	24,030	26,278
Days	44	40	20	19	14

Capital Expenditure

■ Production equipment ■ Facility improvement ■ Environmental Engineering NT \$ Thousands





Our passion for the outdoor
keeps us fully committed
to developing and innovating
sustainable performance textiles
for outdoor adventures.

Discover more:



© 2021 Evertex Fabrinology Limited. All rights reserved.