



大統新創股份有限公司

Investors Meeting



Evertex at a Glance

Discovering Evertex

Finance

capital invested

USD 30 million

annual turnover

USD 20 million

publicly traded on Taiwan Stock Exchange

ticker **#1470**

Human Resource

employee count

240 personnel*

young blood

35% of workers under 35 years old

Production Volume

dyeing & finishing

2.3 million meters per month

knitting

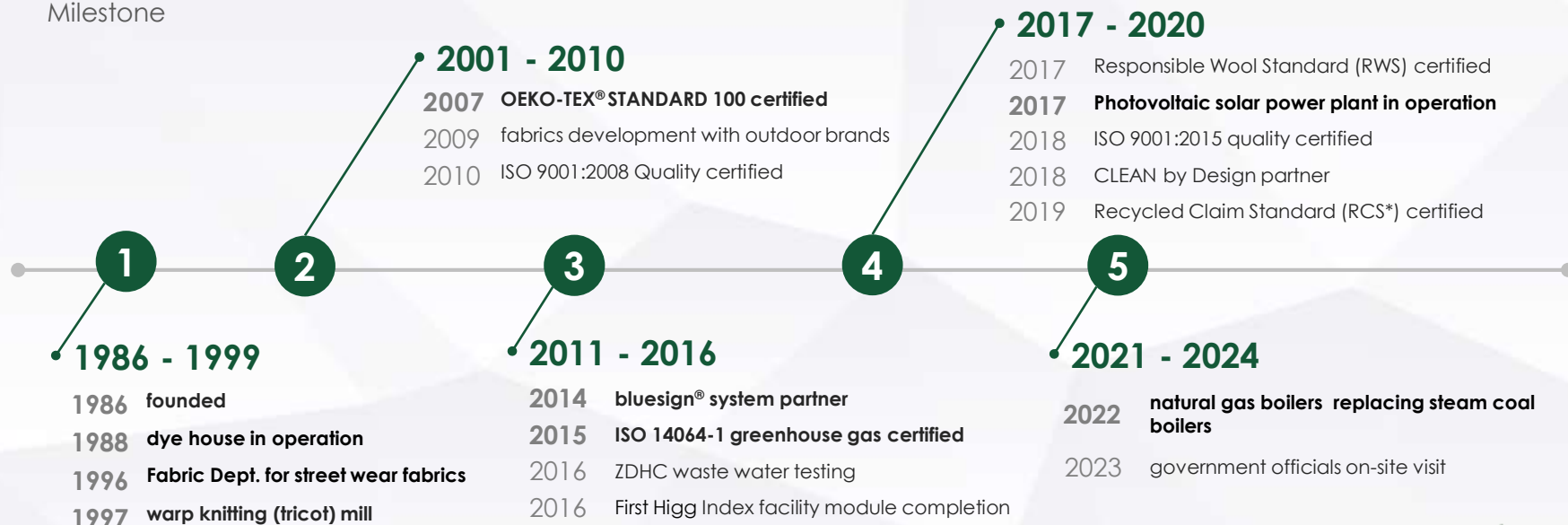
190,000 meters per month

coating

11,000 meters per month

Evertex at a Glance

Milestone



* The RCS (Recycled Claim Standard) and GRS (Global Recycle Standard) provide verification of recycled materials, and then track the material through to the final product.
Reference: 1) <https://bibliu3biu0frc> [RCS's website], 2) <https://bibliu3biu0frc> [GRS's website]



Solar Power Plant

Carbon Savings

1,069 tons CO₂ / year

300W x 6,660 PV
panels

Produces

2,100,984kWh/year

Reserve Power
Creat Power

evertex

Cycling



Outdoor Apparel Clothing



Athleisure & Accessories



Team & Active Sports Wear



Commission-Dye



and more...

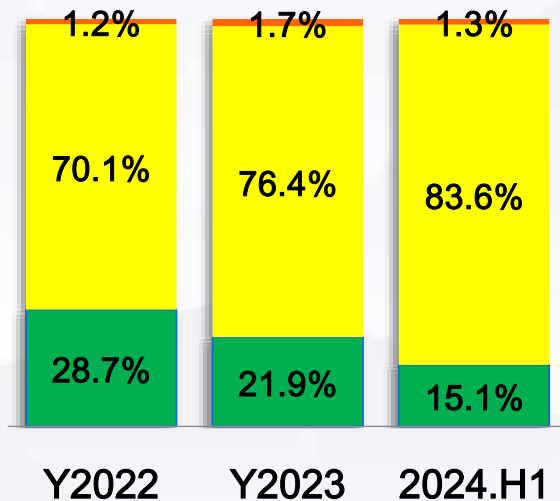
Brand Partners

Our mission is to always exceed client expectations and explore new possibilities while being sustainable

Sales Splits

	NT \$ Thousands	Y2022	Y2023	2024 H1
Commission Dye	Net sales	242,380	143,426	56,783
	Gross Margin%	-0.6%	-27.85%	-27.68%
	% of Total Sales	28.7%	21.9%	15.1%
Fabric	Net sales	592,238	500,407	315,081
	Gross Margin%	28.7%	38.3%	40.0%
	% of Total Sales	70.1%	76.4%	83.6%
Solar Power	Net sales	10,534	11,388	5,042
	Gross Margin%	55.2%	57.7%	53.8%
	% of Total Sales	1.2%	1.7%	1.3%
Total Sales		845,152	655,221	376,906

- Solar Power
- Fabric
- Commission Dye



Financial Results

NT \$ Thousands	Y2022	Y2023	2024		
			Q1	Q2	H1
Net Sales	845,152	655,221	190,250	186,656	376,906
YOY growth	-5.5%	-22.5%	-18%	25%	-1.2%
Gross Margin	174,318	129,818	48,112	47,216	95,328
Gross Margin%	20.6%	19.8%	25.3%	25.3%	25.3%
Operating Expense	105,941	96,468	26,605	28,528	55,133
YOY growth	-5%	-9%	-8%	29%	8%
Operating Margin	68,377	34,444	21,507	18,788	40,295
Operating Margin %	8.1%	5.3%	11.3%	10.1%	10.7%
Non-Operating Income	(18,376)	22,734	16,624	9,297	25,921
NPAT	32,843	49,346	31,068	23,434	54,502
EPS(NT\$)	0.38	0.58	0.36	0.28	0.64

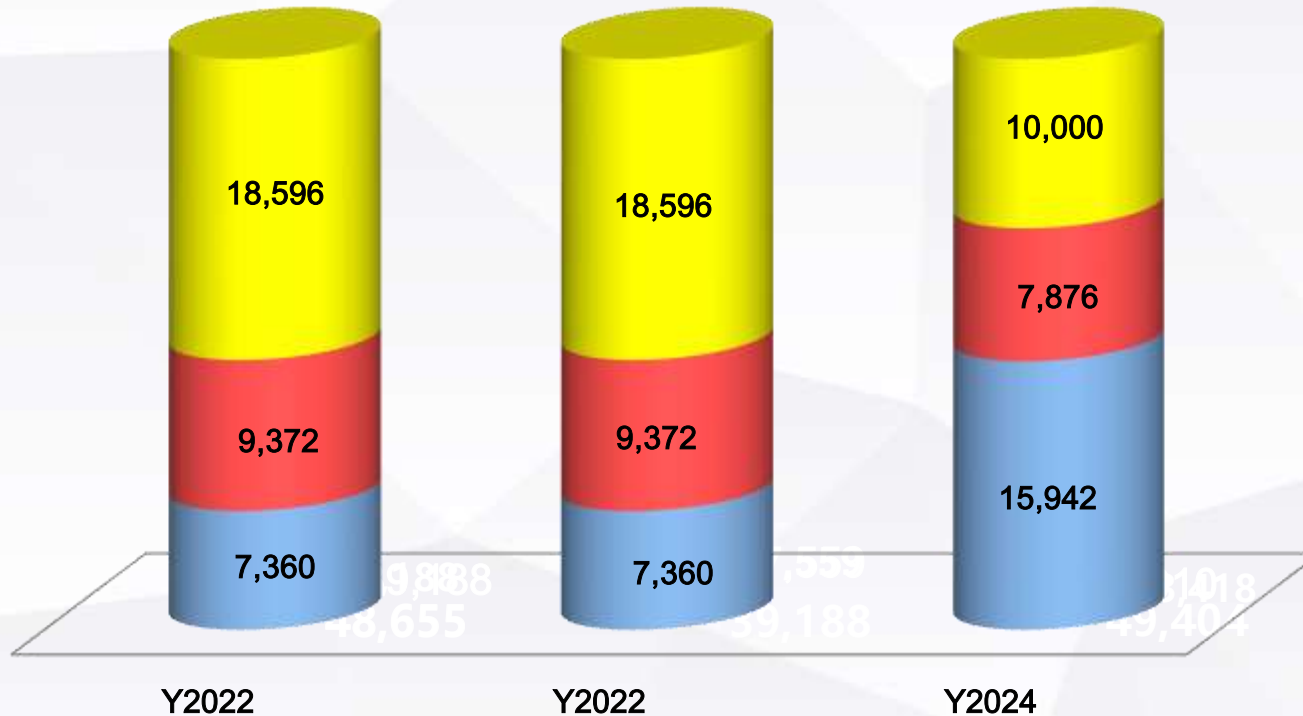
Financial KPI

NT \$ Thousands	Y2022	Y2023	2024	
			Q1 End	H1 End
Cash Position	295,504	379,584	423,429	453,745
Account Receivable	68,326	54,429	54,194	61,976
DSO(Days)	43	34	26	28
Inventory	193,998	140,608	121,771	137,500
DOH(Days)	123	116	84	90
Account Payable	37,509	29,555	29,694	42,505
Days	40	23	19	23

Capital Expenditure

■ Production equipment ■ Facility improvement ■ Environmental Engineering

NT \$ Thousands





Our passion for the outdoor
keeps us fully committed
to developing and innovating
sustainable performance textiles
for outdoor adventures.

Discover more:



© 2021 Evertex Fabrinology Limited. All rights reserved.